REV.	DESCRIPTION	DRAWN	CHECKED	APPROVED
A	NEW RELEASE	ZQJ 11/18/2015	~	ZQJ 11/18/2015
B	**ADD P/N CODE**	CJJ 11/18/2015	~	CJJ 11/18/2015

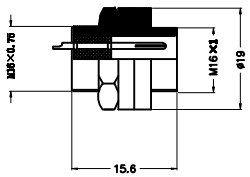

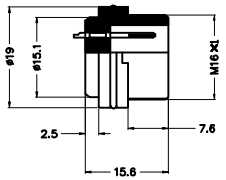

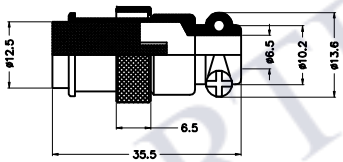

外形尺寸 Shell size	YL1-16-2	YL1-16-3	YL1-16-4	YL1-16-5	YL1-16-6	YL1-16-7	YL1-16-8	YL1-16-9	YL1-16-10
	正装	正装	正装	正装	正装	正装	正装	正装	正装
接触排列图. 插座从焊线一侧看 Contact Arrangements on cable-soldering face and hole diagram									
额定电流/电压 Current rating/voltage	7A-125V	7A-125V	5A-125V	5A-125V	4A-125V	4A-125V	4A-125V	4A-125V	4A-125V
工作电压 (AC.V) 分钟 Operatin limit voltage(AC.V.rms)	200	200	200	200	200	200	200	200	200
耐电压 (AC.V) 1分钟 Withstand voltage voltage(AC.V.rms)/minute	1500	1500	1500	1500	1500	1500	1500	1500	1500
绝缘阻抗 (MΩ) DC 500V Insulation resistance(MΩ) @ MΩ(s DC 500V	1500	1500	1500	1500	1500	2000	2000	2000	2000
接触阻抗 (MΩ) DC 1A Contact resistance(MΩ) @ MΩ(s DC 1A	10	10	10	10	10	10	10	10	10
焊孔内孔径 Φ (mm) Solder inter diameter	2.45	2.45	2.45	2	1.15	1.15	1.15	1.15	1.15

GENERAL TOLERANCE		ANGLE TOLERANCE	
X.	±0.60	X.	±5°
.X	±0.38	.X	±3°
.XX	±0.25	.XX	±2°

PROJECTION		TITLE	
UNITS	mm		
SHEET SIZE	A4	SERIES	

ITEM	PART NAME	
2	CONTACT	
1	HOUSING	

DRAWING TYPE	CUSTOMER		
SCALE	1:1	SHEET	1 OF 1
DRAWING NO.			

MEARTRONICS